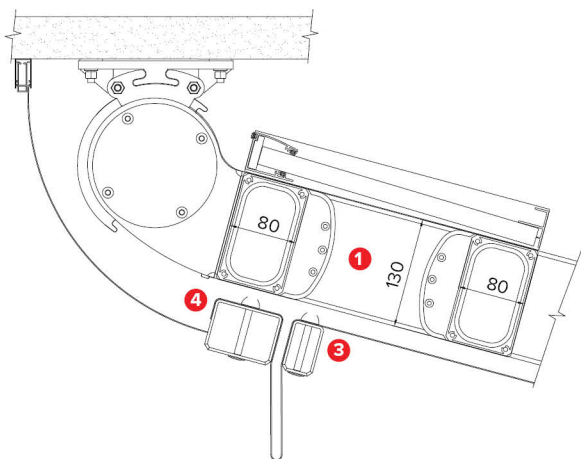


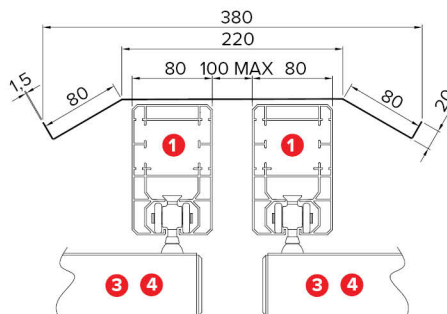
Dettagli tecnici . Technical details

Quote espresse in mm - Dimensions in mm

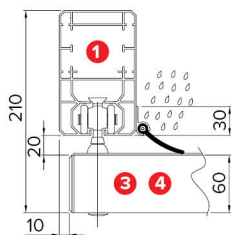
Attacco a soffitto . Ceiling application



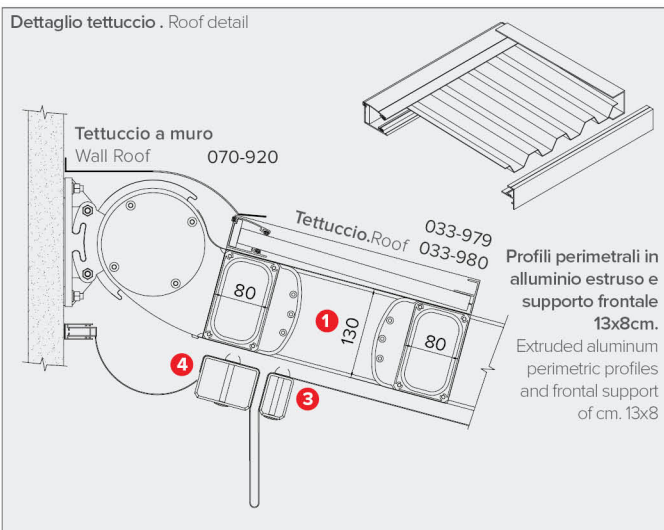
Tettuccio giunzione pergole . Connection roof
033 - 950



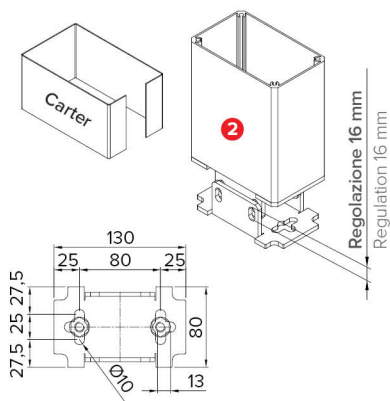
Profilo antivento . Antiwind profile
047 - 959



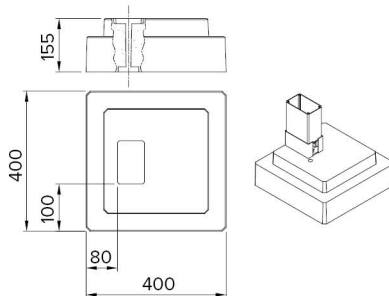
Dettaglio tettuccio . Roof detail



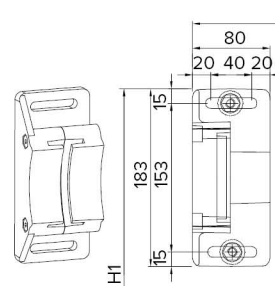
Piede a terra regolabile
Adjustable foot



Base in cemento
Cement base
047 - 953



Staffa attacco parete
Wall application bracket



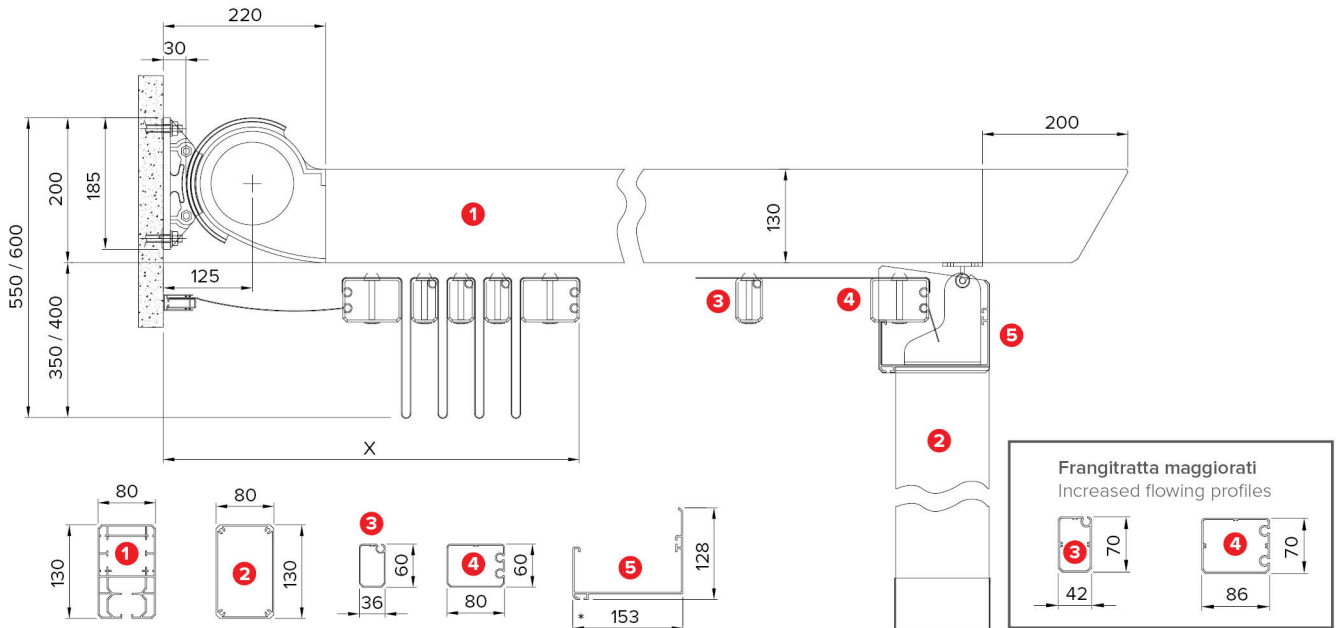
Legenda tecnica . Technical legend

- 1 Guida . Rail
- 2 Piantana . Pole
- 3 Frangitratta intermedio . Middle flowing profile
- 4 Frangitratta terminale . Last flowing profile
- 5 Gronda frontale in estruso . Extruded frontal water-drain

- H1 Altezza posteriore . Back height
- H2 Altezza frontale . Frontal height
- S Sporgenza . Projection
- P Pendenza . Inclination
- L Larghezza . Width
- X Impacchettamento . Packing

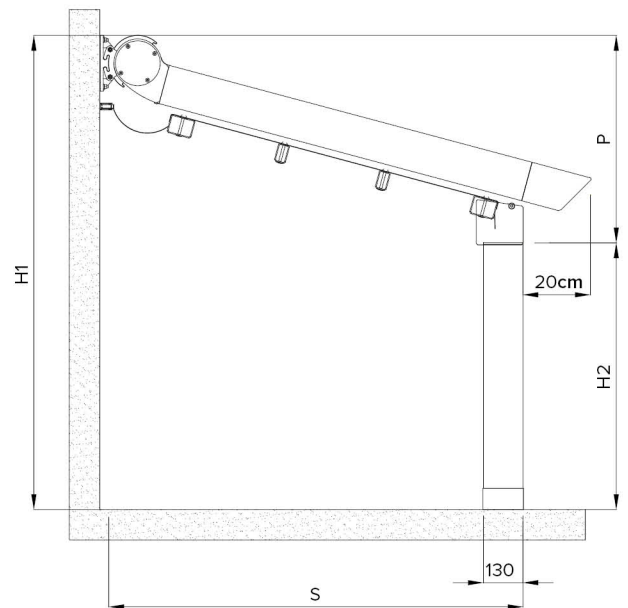
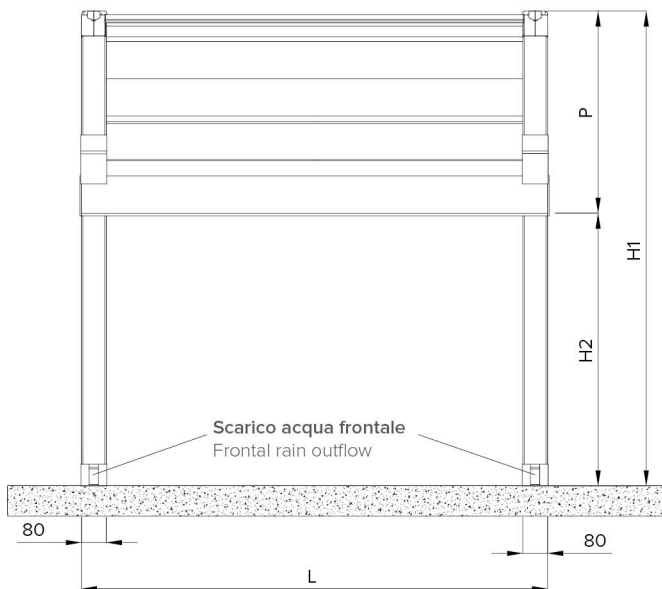
Dati tecnici . Technical data

Quote espresse in mm - Dimensions in mm



Vista frontale . Frontal view

Vista laterale . Side view



* Sede per scorrevoli teli a drappeggio . Location sliders for drapes.

Sporgenza Projection	S cm	200	250	300	350	400	450	500	550	600	650	700
Pendenza minima Least inclination	P cm	Vedi pag. 18 . See page 18										
Frangitratta intermedi indicativi Indicative middle flowing profiles	n °	2	3	4	5	6	7	8	9	10	11	12
Impacchettamento Packing	X cm	45	50	55	60	65	70	75	80	85	90	95

Se la struttura non ha le caratteristiche indicate, BT Group non si assume la responsabilità per eventuali sacche d'acqua e problematiche inerenti al deflusso dell'acqua piovana. Il numero dei frangitratta è indicativo, le pendenze sono le minime garantite per un corretto deflusso dell'acqua piovana. Per pendenze inferiori alle misure minime, indicate in tabella, è possibile aggiungere uno o più frangitratta intermedi, salvo approvazione dell'ufficio tecnico.

If this structure doesn't have these indicated features, BT Group will not be responsible for possible knapsacks of water or similar problems concerning the outflow of rainwater. Indicative flowing profiles number, inclinations are the least guaranteed for a correct outflow of rainwater. For inclinations lower than the minimum required measures, it is possible to add one or more middle flowing profiles, except for technical office approval.