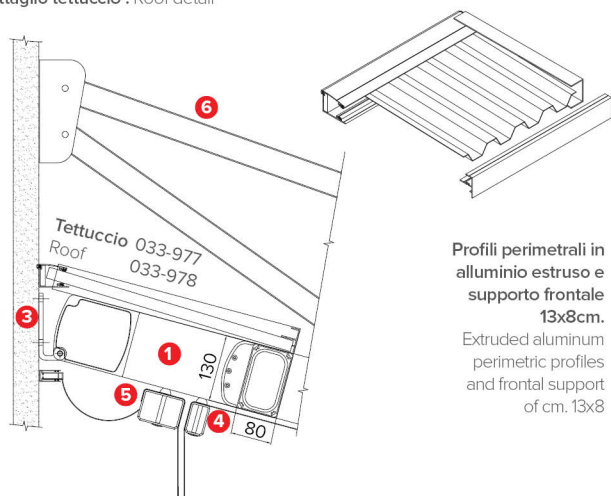


R242 PERGOROD

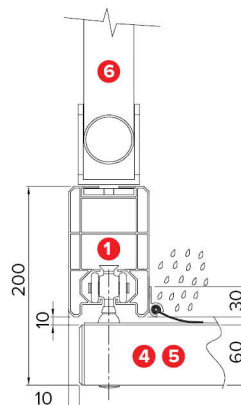
Dettagli tecnici . Technical details

Quote espresse in mm - Dimensions in mm

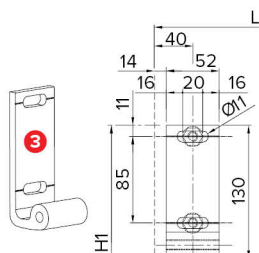
Dettaglio tettuccio . Roof detail



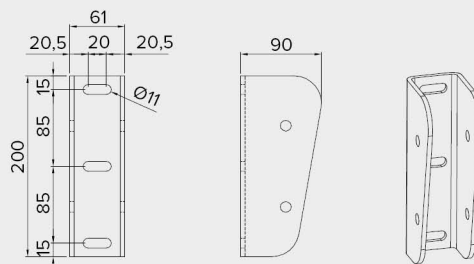
Profilo antivento . Antiwind profile
047 - 959



Staffa attacco parete . Wall application bracket



Piastra attacco tiranti . Plate for tie-rod connection



Legenda tecnica . Technical legend

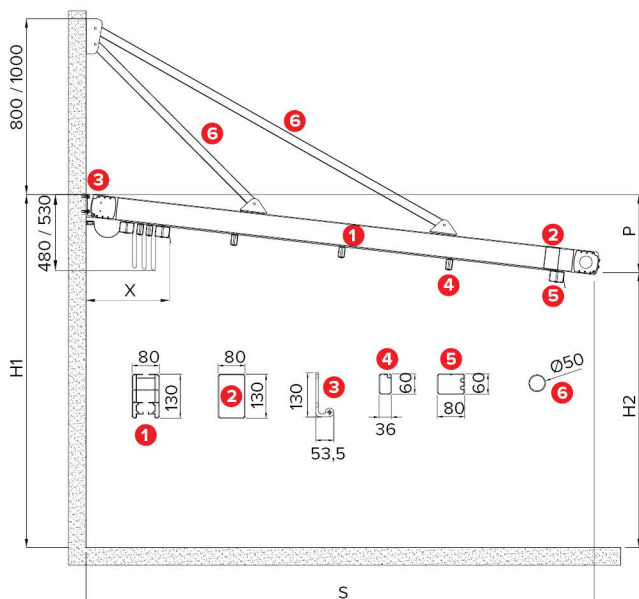
- 1 Guida . Rail
- 2 Traverso frontale . Frontal crossbeam
- 3 Staffa attacco parete . Wall application bracket
- 4 Frangitratta intermedio . Middle flowing profile
- 5 Frangitratta terminale . Last flowing profile
- 6 Tirante . Tie-rod

- H1 Altezza posteriore . Back height
- H2 Altezza frontale . Frontal height
- S Sporgenza . Projection
- P Pendenza . Inclination
- L Larghezza . Width
- X Impacchettamento . Packing

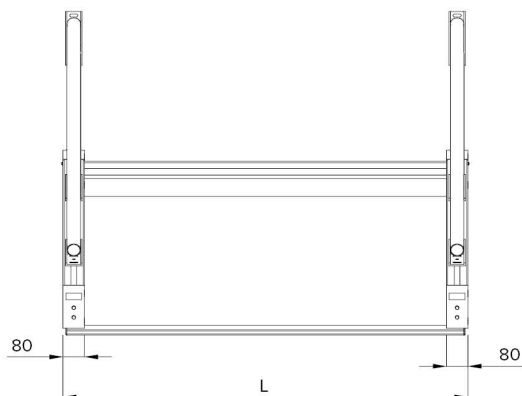
SENZA PIANTANE
WITHOUT POLES

Dati tecnici . Technical data

Quote espresse in mm - Dimensions in mm



Vista frontale . Frontal view



| | | | | | | | | |
|--|-------------|----------------------------|-----|-----|-----|-----|-----|-----|
| Sporgenza Projection | S cm | 200 | 250 | 300 | 350 | 400 | 450 | 500 |
| Pendenza minima Least inclination | P cm | Vedi pag. 18 . See page 18 | | | | | | |
| Frangitratta intermedi indicativi Indicative middle flowing profiles | n ° | 2 | 3 | 4 | 5 | 6 | 7 | 8 |
| Impacchettamento Packing | X cm | 47 | 52 | 57 | 62 | 67 | 72 | 77 |

Se la struttura non ha le caratteristiche indicate, BT Group non si assume la responsabilità per eventuali sacche d'acqua e problematiche inerenti al deflusso dell'acqua piovana. Il numero dei frangitratta è indicativo, le pendenze sono le minime garantite per un corretto deflusso dell'acqua piovana. Per pendenze inferiori alle misure minime, indicate in tabella, è possibile aggiungere uno o più frangitratta intermedi, salvo approvazione dell'ufficio tecnico.

If this structure doesn't have these indicated features, BT Group will not be responsible for possible knapsacks of water or similar problems concerning the outflow of rainwater. Indicative flowing profiles number, inclinations are the least guaranteed for a correct outflow of rainwater. For inclinations lower than the minimum required measures, it is possible to add one or more middle flowing profiles, except for technical office approval.